

RENTAL FLEET LINE CARD

Texas  **First**



TO SERVE OTHERS WITH EXCELLENCE

844-TxFirst
(844-893-4778)

TexasFirstRentals.com





REMEMBER THE AERIAL

844-TxFIRST
(844-893-4778)

TexasFirstRentals.com

AERIAL WORK PLATFORMS

BOOM LIFTS

Item and Description

ELECTRIC/HYBRID

- 30' Articulating Boom Lift Electric
- 40' Articulating Boom Lift Electric
- 45-46' Articulating Boom Lift Hybrid
- 60-66' Articulating Boom Lift Hybrid
- 34-35' Towable Boom Lift Electric
- 50' Towable Boom Lift Electric
- 60-66' Articulating Compact Crawler Boom Lift Electric
- 70-77' Articulating Compact Crawler Boom Lift Electric

ARTICULATING DIESEL

- 34-35' Articulating Boom Lift Diesel
- 45-46' Articulating Boom Lift Diesel
- 60-66' Articulating Boom Lift Diesel
- 80-86' Articulating Boom Lift Diesel

STRAIGHT DIESEL

- 40-46' Telescoping Boom Lift Diesel Straight
- 60-66' Telescoping Boom Lift Diesel Straight
- 80-86' Telescoping Boom Lift Diesel Straight
- 120-126' Telescoping Boom Lift Diesel Straight
- 130-136' Telescoping Boom Lift Diesel Straight
- 150' Telescoping Boom Lift Diesel Straight
- 185' Telescoping Boom Lift Diesel Straight



AERIAL – SCISSORS

SCISSOR LIFTS – GENIE AND JLG

Item and Description

PERSONNEL LIFTS

- 12' Personnel Lift S/P
- 20' Personnel Lift S/P
- 25' Personnel Lift S/P
- 25-26' Personnel Lift

SCISSOR LIFTS

- 13' Scissor Lift Electric Micro*
- 19' Scissor Lift Electric Micro*
- 26' Scissor Lift Electric Micro*
- 19-20' Scissor Lift Electric
- 26' Scissor Lift Electric Narrow
- 32-33' Scissor Lift Electric Narrow
- 32-33' Scissor Lift Electric Wide
- 40' Scissor Lift Electric
- 46' Scissor Lift Electric

ROUGH TERRAIN SCISSORS

- 26-27' Rough Terrain Scissor Lift Diesel
- 32-33' Rough Terrain Scissor Lift Diesel
- 40' Rough Terrain Scissor Lift Diesel
- 43' Rough Terrain Scissor Lift Diesel
- 53' Rough Terrain Scissor Lift Diesel



* Micro Scissors are available with Leak Containment System

AIR COMPRESSORS & AIR TOOLS

COMPRESSORS

Item	Description
Sullair 185 CFM	Towable, 185 CFM @ 80-125 PSI
Sullair 375 CFM	Towable, 375 CFM @ 80-125 PSI



AIR TOOLS - APT AND SULLAIR

Description

- Rivet Buster, 30 lbs, 1,140 blows/min.
- Paving Breaker, 70 lbs, 1,360 blows/min.
- Paving Breaker, 92 lbs, 1,380 blows/min.
- Rock Drill, 56 lbs, 1,650 blows/min.



MATERIAL HANDLING

TELEHANDLERS

Item	Description
3K	2,700 lb Reach Forklift 13'
5K	5,000 lb Reach Forklift 18-19'
6K	6,000 lb Reach Forklift 42-48'
8K	8,000-9000 lb Reach Forklift 42-48'
9K w/ Stabilizers	9,000 lb Reach Forklift w/ Stab 42-48'
10K	10,000 lb Reach Forklift 54-56'
10K w/ 75' of Reach	10,000 lb Reach Forklift 70-75'
12K	12,000 lb Reach Forklift 54-56'
16K	16,000 lb Reach Forklift 40-44'
Magni RTH 6.30	13200 lb Rotating Telehandler 97'
Magni RTH 6.39	13200 LB Rotating Telehandler 127'
Magni H6	13200 LB Rotating Telehandler Hook
Magni J2000	4400 LB, 9' RTH Jib with Hook
Magni JW2700	5950 LB, 5'5" RTH Jib with Winch



FORKLIFTS

Item	Description
Cat GP25N5	5,000 lbs Capacity, 188" TSU Mast, Side Shift Carriage
CAT 2C5000	5,000 lbs Ind Forklift Prop Cushion
Heli CPYD25	5,000 lbs Capacity, 185" TSU Mast, Side Shift Carriage



TRASH HOPPER

Item	Description
Star 1420/1430	Forklift Trash Hopper

EARTHMOVING EQUIPMENT

SKID STEER LOADERS

Item	Description
Cat 226D3	65.8 Hp, 1,550 lbs Capacity
Cat 242D3	73.2 Hp, 2,150 lbs Capacity
Cat 262D3	73 Hp, 2,700 lbs Capacity
Cat 272D3 XE	110 Hp, 3,700 lbs Capacity



COMPACT TRACK LOADERS

Item	Description
TORO TX525	23.3 Hp, 553 lbs Capacity
Vermeer S725TX Mini Skid Steer	24.8 Hp, 750 lbs Capacity
ASV RT40 CTL	37.5 Hp, 931 lbs Capacity
Cat 239D3	67.1 Hp, 1,530 lbs Capacity
Cat 249D3	65.8 Hp, 2,300 lbs Capacity
Cat 259D3	73 Hp, 2,900 lbs Capacity
Cat 289D3	73 Hp, 3,800 lbs Capacity
Cat 299D3	106 Hp, 4,650 lbs Capacity
Cat 299D3 XE	106 Hp, 4,725 lbs Capacity
299D3 XE LM2	299 Skid Steer with Mulcher



BOX BLADE LOADERS

Item	Description
Cat 415 IL	69 Hp, 220 in ³ displacement



BACKHOE LOADERS

Item	Description
Cat 416	86 Hp, 14' Dig Depth
Cat 420	92 Hp, 14' Dig Depth
Cat 420 XE	92 Hp, 14' Dig Depth



WHEEL LOADERS & INTEGRATED TOOL CARRIERS

Item	Description
Cat 906M	73.0 Hp, 12,346 lbs, 1.2 CYd Bucket
Cat 914M	100.0 Hp, 19,315 lbs, 1.7-2.5 CYd Bucket
Cat 918M	115.0 Hp, 20,917 lbs, 2.5 CYd Bucket
Cat 926M	148 Hp, 28,742 lbs, 2.5-3 CYd Bucket
Cat 930M	154 Hp, 28,958 lbs, 3.7 CYd Bucket




DOZERS

Item	Description
D1	80 Hp, 17,544 lbs, 9'7" Blade Width, Ripper
D1 LGP	80 Hp, 17,544 lbs, 9'7" Blade Width, Ripper
D2	92 Hp, 18,080 lbs, 9'2" Blade Width, Ripper
D2 LGP	92 Hp, 18,761 lbs, 10'4" Blade Width, Ripper
D3	104 Hp, 20,534 lbs, 9'2" Blade Width, Ripper
D3 LGP	104 Hp, 21,266 lbs, 10'7" Blade Width, Ripper



EXCAVATORS

Item	Description
Cat 300.9	13 Hp, 2,170 lbs, 10'1" Reach, 5'2" Depth
Cat 301.7	17.7 Hp, 3,241 lbs, 11'9" Reach, 7'2" Depth
Cat 302.7	20.7 Hp, 5,890 lbs, 14'7" Reach, 8'4" Depth
Cat 303.5	23.5 Hp, 7,782 lbs, 16'2" Reach, 9' Depth
Cat 306	55.9 Hp, 15,766 lbs, 20'1" Reach, 13'6" Depth
Cat 308	65 Hp, 18,519 lbs, 22'11" Reach, 15'5" Depth
Cat 313	92 Hp, 33,080 lbs, 27' Reach, 19'10" Depth
Cat 315	89 Hp, 32,600 lbs, 28.5' Reach, 18'10" Depth
Cat 316	113 Hp, 38,801 lbs, 30'5" Reach, 21'7" Depth
Cat 320	164 Hp, 49,200 lbs, 32'3" Reach, 22'1" Depth
Cat 325	172 Hp, 49,604 lbs, 32'1" Reach, 22' Depth





EARTHMOVING ATTACHMENTS

Item	Item
Compaction Wheel	Forklift Spreader Bar
Plate Compactor	Post Driver
Grubber	Tree Shear
Truss Booms	Broom Bucket
Grapple Rake	Auger Drives, Bits, Extensions
Versa Rake	Tiller
Hydraulic Hammers	Power Rake
Trencher	Box Blade
Angle Broom	Angle Blade
Cold Planer	Brush Cutter
Brush Mower	Kenco KL12000TLP
Kenco KL30000	Kenco BLK6K24T30
Star 1160B	



CONTAINERS AND MOBILE OFFICES

Item	Specifications
10' All Office Storage Container	Outside Dimensions: 10'L x 8'W x 8'6"H
10' Storage Container	Outside Dimensions: 10'L x 8'W x 8'6"H Inside Dimensions: 9'3"L x 7'8"W x 7'10"H
20' All Office Storage Container	Outside Dimensions: 20'L x 8'W x 8'6"H Inside Dimensions: 19'4"L x 7'8"W x 7'10"H
20' Office/Storage Combo	Outside Dimensions: 20'L x 8'W x 8'6"H Inside Dimensions (Office): 9'6"L x 7'2"W x 7'6"H Inside Dimensions (Storage): 9'L x 7'8"W x 7'10"H
20' Storage Container	Outside Dimensions: 20'L x 8'W x 8'6"H Inside Dimensions: 19'4"L x 7'8"W x 7'10"H
20' Storage Container Double Door	Outside Dimensions: 20'L x 8'W x 8'6"H Inside Dimensions: 19'2"L x 7'8"W x 7'10"H
40' Office/Storage Combo	Outside Dimensions: 40'L x 8'W x 8'6"H
40' Storage Container	Outside Dimensions: 40'L x 8'W x 8'6"H Inside Dimensions: 39'5"L x 7'8"W x 7'10"H
40' Storage Container Double Door	Outside Dimensions: 40'L x 8'W x 8'6"H Inside Dimensions: 39'3"L x 7'8"W x 7'10"H
40' Storage Container High Cube	Outside Dimensions: 40'L x 8'W x 9'6"H Inside Dimensions: 39'5"L x 7'8"W x 8'10"H

ROCKWHEELS

Item	Description
Vermeer 6x24 RTX550	65 Hp, 26" Max Depth x 6" Max Cutting Width
Vermeer 8x40 RTX1250	120 Hp, 40" Max Depth x 8" Max Cutting Width
Vermeer 8x52 RTX1250	125 Hp, 52" Max Depth x 8" Max Cutting Width
Vermeer 10x40 RTX1250	120 Hp, 40" Max Depth x 10" Max Cutting Width
Vermeer 12x40 RTX1250	120 Hp, 40" Max Depth x 12" Max Cutting Width
Vermeer 12x46 RTX1250	125 Hp, 46" Max Depth x 12" Max Cutting Width



ROLLERS & COMPACTION

SMALL COMPACTION

Item	Description
190 lbs Plate Compactor	
200 lbs Vibratory Rammer	
Narrow Vibratory Rammer	



TRENCHERS

Item	Description
Vermeer RTX200	20 Hp, Walk Behind, 24" Trench Depth, 4-6" Trench Width
Vermeer RTX450	40 Hp, Ride On, 48" Trench Depth, 12" Max Trench Width
Ditch Witch ST37X	37 Hp Stand on Footings Trencher



WALK BEHIND TRENCH ROLLER

Item	Description
Wacker RTx-SC2	22" and 32" Drum Width, Remote
Bomag BMP8500	22" and 32" Remote



STREET SWEEPER

Item and Description	Description
8' - 3 Wheel Cab Sweeper	
8' - 4 Wheel Cab Sweeper w/ Enclosed Cab	



ASPHALT COMPACTORS

Item	Description
Wacker RD12A-90	1,130 lbs, 35" Drum Width
Cat CB24B	32.7 Hp, 6,003 lbs, Double Drum, 47"



SOD CUTTERS

Item	Description
Billy Goat SC181H - sod cutters	5.5 Hp, 18" cutting width

STUMP GRINDERS

Item	Description
Toro SGR-13	13 Hp Stump Grinder
Vermeer SC30TX	25 Hp Stump Grinder

VIBRATORY SOIL COMPACTORS

Item	Description
Cat CS/CP34	74 Hp, 9,799 lbs, Single Drum, 50"
Cat CS/CP44	100 Hp, 14,875 lbs, Single Drum, 66"
Cat CS/CP54B	130 Hp, 23,900 lbs, Single Drum, 84"



UTILITY & JOBSITE VEHICLES

DUMP TRUCKS

Item	Description
Ledwell	5 Yard Dump



WATER TRUCK & TRAILER

Item	Description
Ledwell	2,000 Gallon, Truck
Wylie EXP-500L-S	500 Gallon Poly Tank, Towable



VACUUM TRAILER

Item	Description
Vermeer LP533XDT	580 CFM Vacuum Pump Trailer




UTILITY VEHICLES

Item	Description
Club Car	4WD Utility Vehicle 2 Person - Gas
Club Car	4WD Utility Vehicle 2 Person - Diesel
Club Car	4WD Utility Vehicle 4 Person - Gas
Club Car	4WD Utility Vehicle 4 Person - Diesel



PRESSURE WASHER TRAILER

Item	Description
Mi-T-M HS-3505-OMDK	3,500 PSI Hot Pressure Washer Trailer



DUMPERS


Item	Description
Twinca ES500	1/2 Ton Mini Dumper Electric
Wacker DW60	6 Ton Four Wheel Drive Dumper



PUMPS

PUMPS

Description	
2" Submersible Pump	4" Trash Pump
2" Trash Pump	6" Towable Trash Pump
3" Trash Pump	6" Towable Double Diaphragm Trash Pump



TRAILERS

TRAILERS

Item	Description
Pratt Trailer EZ1265TS	12' x 65" Deck, 7,000 lbs Carrying Capacity, 9,500 GVWR
Pratt EZ1480	14'9" x 80" Deck, 11,200 lbs Carrying Capacity, 1,400 GVWR
Pratt EZ1680	16' x 80" Deck, 10,810 lbs Carrying Capacity, 1,400 GVWR
Felling Trailer FT-10 CL	14' x 79" Deck, 7,480 lbs Carrying Capacity, 9,980 GVWR
Felling FT-10 DT	10' x 80" Deck, 20" high sides, 7,000 lbs. Carrying Capacity, 9,980 GVWR



BRUSH CHIPPERS

BRUSH CHIPPER

Item	Description
Vermeer BC1000XL	Up to 12"



TRUCK SAFETY RENTAL PRODUCTS

Description

Attenuator Truck
Message Board
Arrow Board



WELDERS

WELDERS

Item	Description
Miller 325 Trailblazer	300 AMP, Diesel
Miller Bluestar 185	60-195 AMP, Gas
Miller Big Blue 400	20-400 AMP, Diesel
Miller CST-282	225-250 AMP Welder Electric



LIGHT TOWERS & GENERATORS

GENERATORS

Item	Description
Wacker GP 5600A	5.6kW, 120/240 Volts, 1 Phase
Cat XQ30N	30kW @ 208, 240 or 480 Volts, 3 Phase or 240 Volts, 1 Phase
MultiQuip DCA25	20-24kW, 240/480 Volts, 3 Phase
Allmand MP65	50-59kW, 240/480 Volts, 3 Phase
Cat XQ60N	60kW @ 208, 240 or 480 Volts, 3 Phase or 240 Volts, 1 Phase
Cat XQ100N	100kW @ 208 or 480 Volts, 3 Phase



LIGHT TOWERS – VERTICAL AND HORIZONTAL

Item	Description
Allmand Night-Lite Pro II	Towable, Four 1,250 watt fixtures, 30' Mast, 6kW gen
Allmand Night-Lite Pro II	Towable, Four 1,250 watt fixtures, 30' Mast, 20kW gen
Wanco WLTS-M	900 Watt Towable Solar Light Tower



CONCRETE & MASONRY

BUGGIES

Item	Description
MultiQuip WBH-16EF	16 cu. ft. Tub, Foam-Filled Tires
Canycom SC75	16 cu. ft. Tub, tracks
Cratos Sherpa 2 speed	500 lbs Mini Skid Steer Electric



BUCKETS

Item	Description
Gar-Bro 454R	2 Yard Concrete Bucket



CUTOFF SAWS

Item	Description
Stihl TS420	14" Cut-Off Saw, Gas
Hilti DSHX700-X	14" Cut-Off Saw, Gas
Toro MBTX 2500	16 cu. ft. Tub, tracks



STREET SAWS & BLADES

Item	Description
Husqvarna FS400	14" Floor Saw, Gas
Husqvarna FS3500G	26" Walk Behind Saw, Gas



ELECTRIC TOOLS

Item	Description
Hilti TE60-ATC/AVR	Hammer Drill, 17 lbs, 3300 impacts/minute
Hilti TE800-AVR	Electric Breaker, 23 lbs, 1890 impacts/minute
Hilti TE2000-AVR	Electric Breaker, 32 lbs, 1800 impacts/minute
Hilti TE3000-AVR	Up Right Electric Breaker, 60 lbs, 860 impacts/minute
Hilti DD150	Core Drill, Hand Held or Rig Mtd 3 speed, dia. 8-162 mm
Hilti DD250	Core Drill, Rig Mounted 4 speed, diameter 12-450 mm
Hilti WMS100	Water Management System, filling vol. 14 l, flow rate 2 l/min



























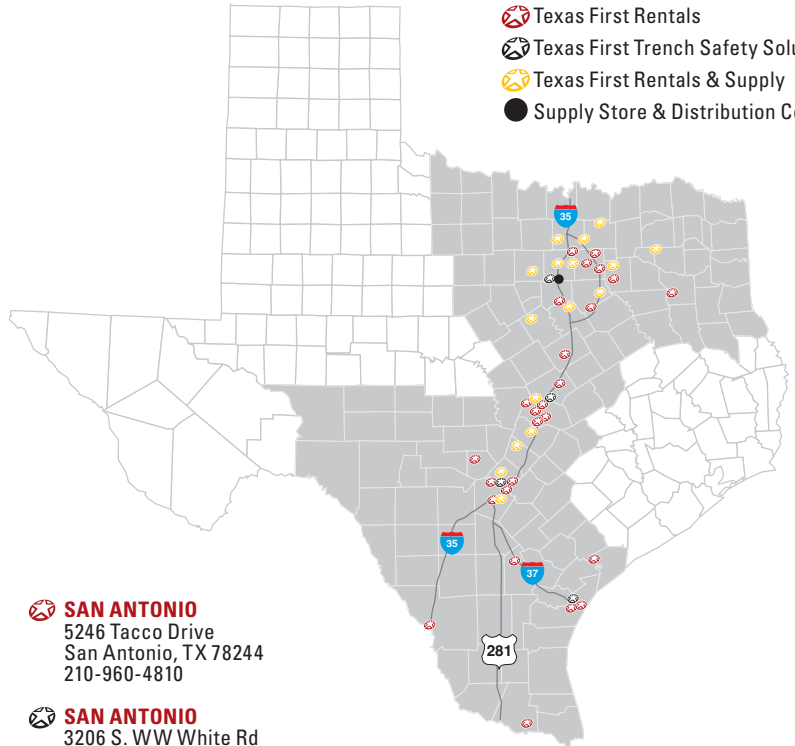
ROUSTABOUT
















Item	Description
Sumner R-150	15' Roustabout



OUR BRANCH LOCATIONS

-  **ARLINGTON**
2935 W. Division St.
Arlington, TX 76012
817-275-3400
-  **AUSTIN**
6005 S. 183 Hwy NB
Austin, Texas 78744
512-292-5050
-  **BELTON**
2625 Digby Drive
Belton, TX 76513
254-217-8383
-  **BULVERDE**
29786 U.S. Highway 281 N.
Bulverde, TX 78163
830-980-9007
-  **BURLESON**
3445 South Burleson Blvd.
Alvarado, TX 76009
817-809-8255
-  **CORPUS CHRISTI**
5529 Transport Industrial Drive
Corpus Christi, TX 78405
361-949-5240
-  **CORPUS CHRISTI**
1325 S. Padre Island Drive
Corpus Christi, TX 78416
361-600-6999
-  **DENTON**
5201 North I-35
Denton, TX 76207
940-442-5321
-  **FATE**
2371 E. Interstate 30
Fate, TX 75087
214-556-5507
-  **FORT WORTH**
1600 NE Loop 820
Ft. Worth, TX 76106
817-803-2933
-  **FORT WORTH**
5742 Airport Freeway
Fort Worth, TX 76117
817-222-2806
-  **SUPPLY STORE & DISTRIBUTION CENTER**
4041 Meacham Boulevard
Fort Worth, TX 76117
817-581-1344
-  **FREDERICKSBURG**
448 FM 2093
Fredericksburg, TX 78624
830-990-4333
-  **GEORGETOWN**
2101 Airport Rd.
Building #400, Suite B
Georgetown, TX 78628
737-245-5252
-  **GRANBURY**
4413 E. Highway 377
Granbury, TX 76049
817-573-4339
-  **GREENVILLE**
2625 W. I-30
Greenville, TX 75402
430-256-0600
-  **IRVING**
3131 State Hwy 161
Irving, TX 75062
469-458-7977
-  **LANCASTER**
1630 South I-35 E.
Lancaster, TX 75146
214-216-9000
-  **LAREDO**
109 S. Aviators
Laredo, TX 78043
956-307-5767
-  **LEWISVILLE**
1800 E. State Hwy 121
Lewisville, TX 75056
214-501-0580
-  **LITTLE ELM**
27700 E. University Dr.
Aubrey, TX 76227
469-586-0230
-  **MANSFIELD**
2440 Highway 287 N.
Mansfield, TX 76063
817-473-2420
-  **PFLUGERVILLE**
16017 N. IH 35
Pflugerville, TX 78660
512-994-2257
-  **ROUND ROCK**
775 County Road 118
Hutto, TX 78634
737-702-5900



-  **SAN ANTONIO**
5246 Tacco Drive
San Antonio, TX 78244
210-960-4810
-  **SAN ANTONIO**
3206 S. WW White Rd
San Antonio, TX 78222
210-523-1256
-  **SAN ANTONIO**
4715 Rittiman Road
San Antonio, TX 78218
210-268-1001
-  **SAN ANTONIO**
15242 Tradesman
San Antonio, TX 78249
210-802-4151
-  **SAN MARCOS**
6215 S. IH 35
San Marcos, TX 78666
512-956-5499
-  **SAN MARCOS**
151 Industrial Fork
San Marcos, TX 78666
737-248-1800
-  **THREE RIVERS**
3246 N. Hwy 37 Access
Three Rivers, TX 78071
361-265-4443
-  **TYLER**
7720 US Hwy 69 N.
Tyler, TX 75706
903-405-4825
-  **VAN ALSTYNE**
14585 US Highway 75
Van Alstyne, TX 75495
903-627-2119
-  **VICTORIA**
203 Holt Road
Victoria, TX 77905
361-881-4677
-  **WACO**
3118 Gholson Road
Waco, TX 76705
254-218-3344
-  **WAXAHACHIE**
6820 N. IH 35 E.
Waxahachie, TX 75165
469-242-2272
-  **WESLACO**
725 E. State Hwy 83
Weslaco, TX 78596
956-413-8668
-  **WILLOW PARK**
4500 E. Interstate 20
Service Rd S.
Willow Park, TX 76087
817-310-9595
-  **WYLIE**
1211 S. Highway 78
Wylie, TX 75098
469-326-0500

For our latest branch openings, go to TexasFirstRentals.com



844-TxFIRST
(844-893-4778)